



CaMHSA Training, Technical Assistance and Capacity Building Services

RAND Corporation

Presentation at CaMHSA Board Meeting

August 9, 2012

Purpose

- **Describe goals**
- **Describe Phase 1 Activities**
- **Discuss Phase 2 and Phase 3 Activities**

Goals

- **Identify key priorities for state and county-level evaluation efforts**
- **Identify areas for coordination across counties**
- **Provide forum for county exchanges and skill building**
- **Strengthen community capacity for evaluation**
- **Identify infrastructure gaps**
- **Establish baseline indicators and methods of tracking**
- **Engage stakeholders in evaluation efforts**

Timeline

- **Phase 1 : March – June, 2012**
- **Phase 2 : July, 2012 – June, 2013**
- **Phase 3 : July, 2013 – June, 2014**

Contributing and Participating Counties

- **14 counties contributed to Phase 1**
- **6 counties are committed to funding Phase 2 and 3**
- **96 individuals from 36 counties participated in a work group**

Key Phase I Activities

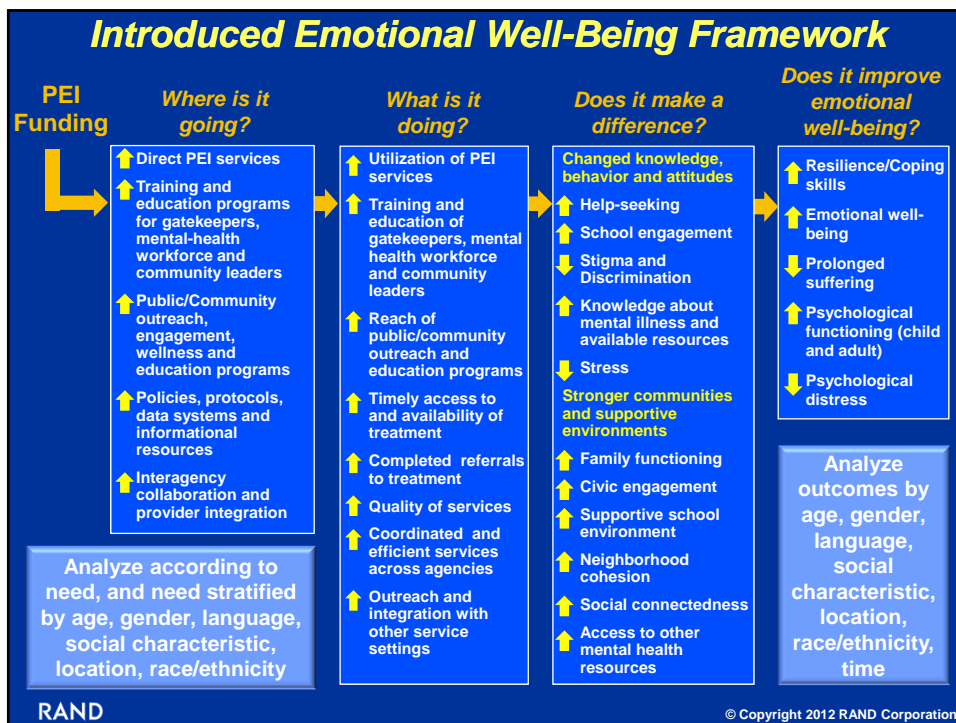
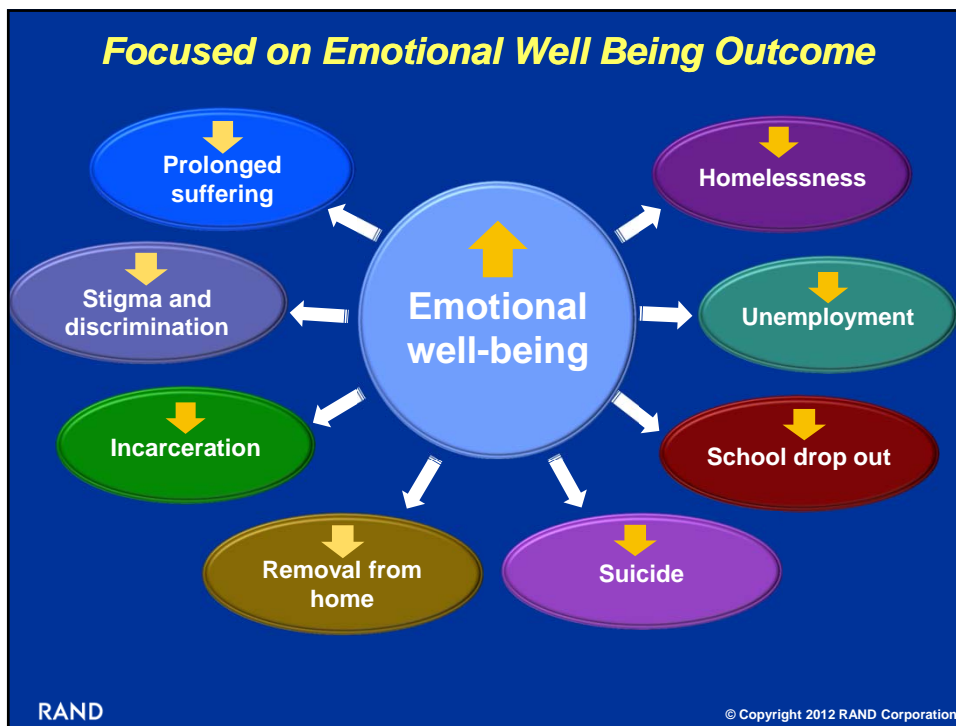
- **Conduct brief assessment of county needs using existing reports and consultation with counties**
- **Develop and facilitate six regional workgroups**
- **Assist counties to engage stakeholders**
- **Develop systems and provide evaluation consultation and technical assistance**
- **Develop work plan for Phase 2**

Technical Assistance Priorities from Counties


- **Developing logic models for PEI programs**
- **Addressing the question of “does it make a difference”?**
- **Measurement of outcomes from PEI programs and which measures would be most appropriate and operationally feasible**
- **Engaging stakeholders of various kinds in evaluating PEI programs and using the evaluation results in oversight and planning**

Content for Work Groups

- **Use of logic models to guide evaluation of PEI programs in general, with a specific focus on emotional well being as a short term outcome that mediates many more longer term outcomes**
- **Discussion of how to choose good outcome measures with a focus on measures of emotional well being suitable for children and adults**
- **Value of using a common outcome measure across programs, especially an emotional well being measure, to make comparisons across programs and inform stakeholders**
- **Challenges in using common measures across programs**



Discussed How PEI Programs May Increase Emotional Well-Being



RAND

© Copyright 2012 RAND Corporation

Illustrated Emotional Well Being as a Common Outcome

	High Risk	Some Risk	Low Risk	# people	# reporting	Cost \$
Program 1	●	●		400	200	40K
Program 2		● ●		50	45	25K
Program 3			● ●	25	10	25K
Program 4		●	●	60	45	100K
Overall		●	●	535	300	190K

RAND

© Copyright 2012 RAND Corporation

Technical Assistance

- **Provided in person technical assistance to participating counties**
- **Topics included:**
 - **Challenges in current evaluation efforts**
 - **Improving reporting forms and procedures**
 - **Improving quality of evaluation reports**
 - **Development of logic models for PEI programs**
 - **Communication with stakeholders**
 - **Selection of overarching common measures for PEI programs**

Phase 2-3 Options

- **How to set up and manage cross program data collection**
- **Extracting data from EHR for PEI evaluation**
- **Common outcome measures for different kinds of PEI programs, including high and low intensity programs**
- **Comparing and improving reporting formats for PEI**
- **Sharing challenges and lessons learned across counties**
- **Building a centralized data warehouse**



RAND

© Copyright 2012 RAND Corporation